




## METERING VALVES

### CONSTRUCTION

- CA377 Brass
- CA360 Brass



### APPLICATIONS

- Panel Mount Installations
- In Line Metering
- Full Shut Off With Metering
- 90° Body for Tight Areas

### RANGES

- V1 Maximum Pressure: 1000 PSI
- V3 Maximum Pressure: 3500 PSI
- Temperature -40 To 300 °F (Standard)
- Temperature -40 To 400 °F (Special)



### FEATURES/BENEFITS

- V1 Series 37° Taper / 7 Turns to Open
- V1 Semi-Metering Functions
- V3 Series 5° Taper / 10 Turns to Open
- V3 Full Metering Functions
- Made in USA
- Guaranteed Quality




**The V1 & V3 Series Needle Valves** are constructed to meter fluids and gases. They are O-ring sealed to eliminate valve maintenance. The o-ring is positioned between the actuating threads and the seat, and seals the closely fitted cylinder to give the lowest possible internal volume and protect threads from contamination.

Both the V1 & V3 Series Valves are available in angle and straight patterns. Both patterns are available for panel or bracket mounting.

**FACTORY MUST BE CONSULTED WHEN VALVES ARE TO BE USED WITH FLAMMABLE FLUIDS IN ORDER TO DETERMINE WORKING PRESSURE AND O-RING COMPATIBILITY.**

**The V1 & Series Needle Valves** has a medium tipped stem (37°) to offer rapid shut-off, full flow and a semi-metering function. The standard construction is a forged brass body, brass stem, thrust washer, cap and a Buna "N" o-ring seal. This valve series is rated for 1,000 p.s.i.g. service from -40° to 250°F.

**The V3 Series Micro-Metering Valves** offers precise fluid control through a full metering tip (5°) and lubricated micrometer threads. The o-ring seal arrangement eliminates contamination of system media by the thread lubricant. The standard construction is a forged brass body, brass stem and cap, a Celcon thrust bearing and a Buna "N" o-ring seal. This valve series is rated for 3,500 p.s.i.g. service from -40° to 150°F.



**MADE IN USA**

## V1 SERIES SCREW STEM SHUT-OFF NEEDLE VALVES

PART NUMBER	INLET THREAD	OUTLET THREAD	TYPE	STYLE	ORIFICE
V1B0-J	1/8" MPT	1/8" FPT	STRAIGHT	REGULAR	.141
V1B0-3A-J	1/8" MPT	1/8" FPT	STRAIGHT	PANEL MOUNT	.141
V1B0-L	1/4" MPT	1/4" FPT	STRAIGHT	REGULAR	.188
V1B0-3A-L	1/4" MPT	1/4" FPT	STRAIGHT	PANEL MOUNT	.188
V1B0-N	3/8" MPT	3/8" FPT	STRAIGHT	REGULAR	.313
V1B0-3A-N	3/8" MPT	3/8" FPT	STRAIGHT	PANEL MOUNT	.313
<b> </b>					
V1B1-J	1/8" MPT	1/8" MPT	STRAIGHT	REGULAR	.141
V1B1-3A-J	1/8" MPT	1/8" MPT	STRAIGHT	PANEL MOUNT	.141
V1B1-L	1/4" MPT	1/4" MPT	STRAIGHT	REGULAR	.188
V1B1-3A-L	1/4" MPT	1/4" MPT	STRAIGHT	PANEL MOUNT	.188
V1B1-N	3/8" MPT	3/8" MPT	STRAIGHT	REGULAR	.313
V1B1-3A-N	3/8" MPT	3/8" MPT	STRAIGHT	PANEL MOUNT	.313
<b> </b>					
V1B2-J	1/8" FPT	1/8" FPT	STRAIGHT	REGULAR	.172
V1B2-3A-J	1/8" FPT	1/8" FPT	STRAIGHT	PANEL MOUNT	.172
V1B2-L	1/4" FPT	1/4" FPT	STRAIGHT	REGULAR	.188
V1B2-3A-L	1/4" FPT	1/4" FPT	STRAIGHT	PANEL MOUNT	.188
V1B2-N	3/8" FPT	3/8" FPT	STRAIGHT	REGULAR	.313
V1B2-3A-N	3/8" FPT	3/8" FPT	STRAIGHT	PANEL MOUNT	.313
<b> </b>					
V1H0-J	1/8" MPT	1/8" FPT	ANGLE	REGULAR	.188
V1H0-3A-J	1/8" MPT	1/8" FPT	ANGLE	PANEL MOUNT	.188
V1H0-L	1/4" MPT	1/4" FPT	ANGLE	REGULAR	.281
V1H0-3A-L	1/4" MPT	1/4" FPT	ANGLE	PANEL MOUNT	.281
V1H0-N	3/8" MPT	3/8" FPT	ANGLE	REGULAR	.406
V1H0-3A-N	3/8" MPT	3/8" FPT	ANGLE	PANEL MOUNT	.406
<b> </b>					
V1H1-J	1/8" MPT	1/8" MPT	ANGLE	REGULAR	.188
V1H1-3A-J	1/8" MPT	1/8" MPT	ANGLE	PANEL MOUNT	.188
V1H1-L	1/4" MPT	1/4" MPT	ANGLE	REGULAR	.281
V1H1-3A-L	1/4" MPT	1/4" MPT	ANGLE	PANEL MOUNT	.281
V1H1-N	3/8" MPT	3/8" MPT	ANGLE	REGULAR	.406
V1H1-3A-N	3/8" MPT	3/8" MPT	ANGLE	PANEL MOUNT	.406
<b> </b>					
V1H2-J	1/8" FPT	1/8" FPT	ANGLE	REGULAR	.188
V1H2-3A-J	1/8" FPT	1/8" FPT	ANGLE	PANEL MOUNT	.188
V1H2-L	1/4" FPT	1/4" FPT	ANGLE	REGULAR	.281
V1H2-3A-L	1/4" FPT	1/4" FPT	ANGLE	PANEL MOUNT	.281
V1H2-N	3/8" FPT	3/8" FPT	ANGLE	REGULAR	.406
V1H2-3A-N	3/8" FPT	3/8" FPT	ANGLE	PANEL MOUNT	.406


REGULAR

PANEL MOUNT



## V3 SERIES MICRO-METERING VALVES

PART NUMBER	INLET THREAD	OUTLET THREAD	TYPE	STYLE	ORIFICE
V3B0-J	1/8" MPT	1/8" FPT	STRAIGHT	REGULAR	.102
V3B0-3A-J	1/8" MPT	1/8" FPT	STRAIGHT	PANEL MOUNT	.102
V3B0-L	1/4" MPT	1/4" FPT	STRAIGHT	REGULAR	.172
V3B0-3A-L	1/4" MPT	1/4" FPT	STRAIGHT	PANEL MOUNT	.172
V3B1-J	1/8" MPT	1/8" MPT	STRAIGHT	REGULAR	.102
V3B1-3A-J	1/8" MPT	1/8" MPT	STRAIGHT	PANEL MOUNT	.102
V3B1-L	1/4" MPT	1/4" MPT	STRAIGHT	REGULAR	.172
V3B1-3A-L	1/4" MPT	1/4" MPT	STRAIGHT	PANEL MOUNT	.172
V3B2-J	1/8" FPT	1/8" FPT	STRAIGHT	REGULAR	.141
V3B2-3A-J	1/8" FPT	1/8" FPT	STRAIGHT	PANEL MOUNT	.141
V3B2-L	1/4" FPT	1/4" FPT	STRAIGHT	REGULAR	.172
V3B2-3A-L	1/4" FPT	1/4" FPT	STRAIGHT	PANEL MOUNT	.172
V3H0-J	1/8" MPT	1/8" FPT	ANGLE	REGULAR	.182
V3H0-3A-J	1/8" MPT	1/8" FPT	ANGLE	PANEL MOUNT	.182
V3H0-L	1/4" MPT	1/4" FPT	ANGLE	REGULAR	.182
V3H0-3A-L	1/4" MPT	1/4" FPT	ANGLE	PANEL MOUNT	.182
V3H1-J	1/8" MPT	1/8" MPT	ANGLE	REGULAR	.182
V3H1-3A-J	1/8" MPT	1/8" MPT	ANGLE	PANEL MOUNT	.182
V3H1-L	1/4" MPT	1/4" MPT	ANGLE	REGULAR	.182
V3H1-3A-L	1/4" MPT	1/4" MPT	ANGLE	PANEL MOUNT	.182
V3H2-J	1/8" FPT	1/8" FPT	ANGLE	REGULAR	.182
V3H2-3A-J	1/8" FPT	1/8" FPT	ANGLE	PANEL MOUNT	.182
V3H2-L	1/4" FPT	1/4" FPT	ANGLE	REGULAR	.182
V3H2-3A-L	1/4" FPT	1/4" FPT	ANGLE	PANEL MOUNT	.182

**REGULAR**
**PANEL MOUNT**

**MADE IN USA**